

komfovent[®]



VERSO Standard



Compact units
for commercial
premises

VERSO Standard features



COMPACT UNITS FOR CONVENIENT TRANSPORTATION

- Most of the units can be moved through a standard, 900 mm wide door opening.
- Larger units can be split into separate sections.
- We offer mounting frames for all units (except flat ones), which ensures easier transportation.



WIDE RANGE OF FLAT UNITS


7 different models of low-profile F units for saving space when mounted on the ceiling. Some of the units have optional sliding doors, for easier access when installed above false ceiling constructions. Flat units with rotary heat exchangers as well as supply units can also be mounted on the wall or on the floor if needed*.

* AHU's with water heater only.



SORPTION-ENTHALPY ROTARY HEAT EXCHANGER

- Sorption-enthalpy rotary heat exchanger controls the humidity in the premises more efficiently than a condensing rotor. Now sorption-enthalpy is an available option for all Verso R Standard units (except Verso R 2000/3000 F C5 models).
- The humidity from the exhaust air is used to humidify the supply air in winter.
- Wet supplied air in the summertime is dried.
- High comfort is ensured all year long.



PURGE SECTOR TO PREVENT AIR MIXING

The purge sector is a solution for units with rotary heat exchangers, allowing to minimize air mixing between the air flows almost to zero. A small part of the supply air flow is directed through the purge sector, thus preventing extracted air to return into the premises.




INTEGRATED DX COIL

- All VERSO Standard units of the universal type can be ordered with an integrated DX coil.
- Extremely economical air heating even at very low outdoor temperatures.
- Cooling/heating power control.
- Wide range of inverter outdoor units.



MULTI-LEVEL FROST PREVENTION OPTION

- Reduces the energy consumption used for counterflow heat exchanger defrost.
- Less power of the post-heater is needed to reach desired temperatures in winter conditions.
- For water heaters, smaller size PPU can be used.
- Better seasonal heat recovery efficiency is achieved.



VERSO U UNITS

Duct connections can be relocated from the sides of the unit to the top and vice versa. Each universal unit has 16 different duct layout options that are easy to change during installation, depending on the intended installation location.



EUROVENT CERTIFICATED CASING T2 TB2 D1 L1

- The casing is filled with 50 mm long-lasting, fire-resistant mineral wool.
- Reduced thermal bridges ensure minimal heat loss through the case and the possibility of condensation both inside and outside the unit.
- The casing filled with mineral wool perfectly reduces noise in the environment.

Control system C5 for VERSO units

Detailed information for the user

- Air flow indication (m³/h, m³/s, l/s).
- Thermal efficiency of the heat exchanger (%).
- Heat exchanger energy recovery (kW).
- Thermal energy savings indicator (%).
- Air heater energy consumption (kWh).
- Heat exchanger recovered energy counter (kWh).
- Fan's energy consumption (kWh).
- SFP factor of PM fans.
- Clogging level of filters (%).

Various operating modes

- 5 different operation modes: *Comfort1*, *Comfort2*, *Economy1*, *Economy2*, and *Special*. User may set supply and extract air volumes as well as air temperature for each of mode separately.
- Temperature control modes: Supply air/Extract air/Room/Balance. Possibility to select which temperature to maintain.
- Flow control modes: Constant Air Volume (CAV), Variable Air Volume (VAV), Directly Controlled Volume (DCV).
- Universal operating schedule with up to 20 events, for each of them the user can assign weekday(s) and one of five operating modes.
- Holliday scheduling allows the user to change operating mode or switch off the air handling unit on some dates of the year. Up to 10 events are possible.

Extended control possibilities

- Controlling up to 30 units connected into a network from one panel.
- Ability to connect the controller to the Internet network and manage it via a standard internet browser without any accessories.
- Possibility to control air handling unit by Smartphone via Android OS or iOS application software.
- Ability to control the unit not only by a control panel or a computer, but also by different external devices (switch, timer, etc.) and systems (e.g. the smart house system).



"Komfovent C5" app

Application is designed to control air handling units with the integrated C5 control system.

User-friendly interface is intuitive for both experienced and less experienced users. As the application fully replicates a control panel functions, you will have access to all monitoring and control possibilities available in the control panel. The application is available on Google Play and App Store.



VERSO Standard review

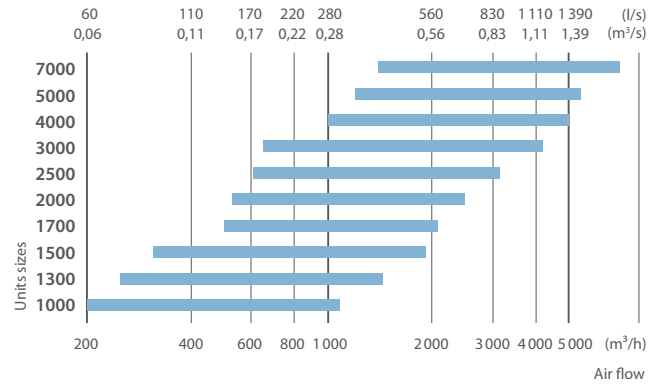
Verso R Standard with rotary heat exchanger

A wide selection of compact units with non-freezing rotary heat exchanger, horizontal, vertical, universal and flat installation.

Verso R Standard units efficiently save energy all year round by significantly reducing both heating and air conditioning costs. Ideal for cold weather countries.

Sorption-enthalpy rotary heat exchangers maintain comfortable indoor climate in the premises.

Sizes and capacities of Verso R Standard

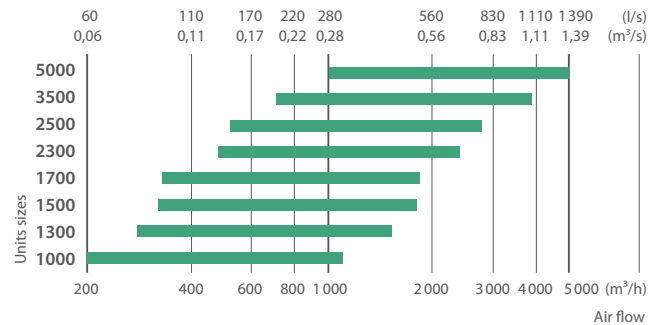


Verso CF Standard with counterflow heat exchanger

A wide selection of compact units with counterflow plate heat exchanger, horizontal, vertical, universal and flat installation.

Verso CF Standard units efficiently save energy all year round by significantly reducing both heating and air conditioning costs. Ideal for mild and warm climate countries.

Sizes and capacities of Verso CF Standard

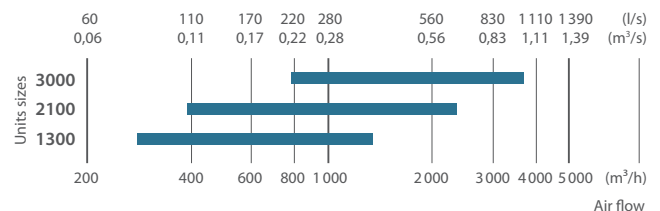


Verso S Standard supply air handling unit

Low-height false ceiling supply air handling units are easily installed even in the smallest premises.

All Verso S Standard units have integrated control system, which simplifies units' installation.

Sizes and capacities of Verso S Standard



Control options

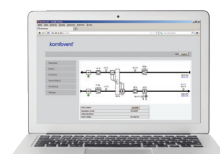


App "Komfovent C5"

C5.1



Control panel



























Web Server

ASiNET BACnet™



Connectivity & Protocols

Specifications

Unit size		1000			1300				1500		1700		
AHU type		Verso R	Verso CF	Verso CF	Verso R	Verso R	Verso CF	Verso CF	Verso S	Verso R	Verso CF	Verso R	Verso CF
Heat exchanger type													
AHU version													
Nominal air flow according to ErP 2018	m ³ /h	983	1055	868	1468	1134	1341	1317	1347	1634	1459	1799	1416
Dimensions	B, mm	906	910	1100	906	940	910	1100	700	906	1100	910	910
	H, mm	905	905	527	905	480	905	527	350	905	527	1000	905
	L, mm	1355	1810	1650	1355	1360	1810	1650	893	1355	1650	1485	1810
Unit weight	kg	196	269	173	203	144	225	175	46	206	190	220	243
Duct connections	mm	∅ 315 (4x)	∅ 315 (4x)	∅ 315 (4x)	∅ 315 (4x)	∅ 315 (4x)	∅ 315 (4x)	∅ 315 (4x)	∅ 250 (2x)	∅ 315 (4x)	∅ 315 (4x)	300x400 (4x)	∅ 315 (4x)
Max. operating current with electric air heater	A	7,3	9,5	7,3	11,7	10,7	11,7	11,7	15,7 / 24,4	12,9	12,9	12,9	12,9
Max. operating current with water air heater	A	3,3	3,3	3,3	5,5	6,7	5,5	5,5	3,0	6,7	6,7	6,7	6,7
Supply voltage	V/Hz	HE 3~400 HW 1~230	HE 3~400 HW 1~230	HE 3~400 HW 1~230	HE 3~400 HW 1~230	HE 3~400 HW 1~230	HE 3~400 HW 1~230	HE 3~400 HW 1~230	HE 3~400 HW 1~230	HE 3~400 HW 1~230	HE 3~400 HW 1~230	HE 3~400 HW 1~230	HE 3~400 HW 1~230
Fans type		EC	EC	EC	EC	EC	EC	EC	EC	EC	EC	EC	EC
Electric power input of the fan drive at maximum flow rate	W	180	178	168	270	370	370	360	350	450	460	470	465
Integrated heater type: E – electric, W – water, HCW – changeover coils, HCDX – direct expansion		E, W, HCW, HCDX	E, W, HCW, HCDX	E	E, W, HCW, HCDX	E	E, W, HCW, HCDX	E	E, W	E, W, HCW, HCDX	E	E, W, HCW, HCDX	E, W, HCW, HCDX
Nominal electric heater capacity	kW	3,0	4,5	3,0	4,5	3,0	4,5	4,5	9 / 15	4,5	4,5	4,5	4,5

LEGEND:

Heat exchanger type:



rotary



counterflow



supply air unit

Types of the units:



universal



horizontal

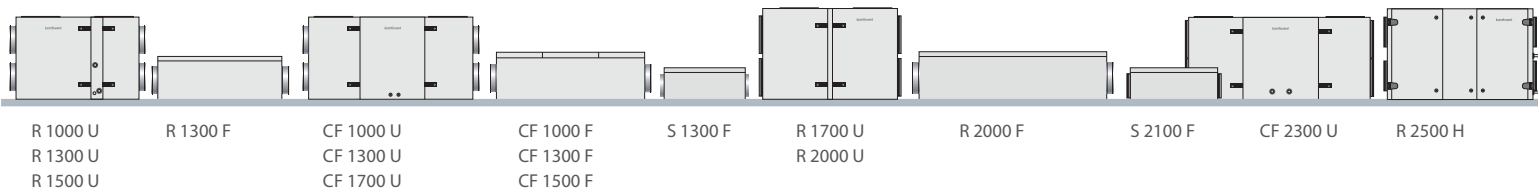


































vertical

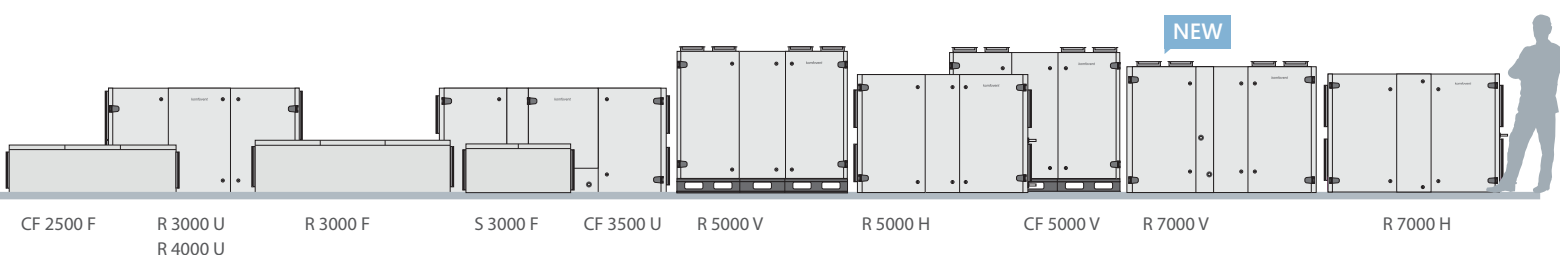


flat

- Standard filter class (supply/exhaust) – ePM1 55% / ePM10 50% (F7/M5)
- C5 control system is integrated in all VERSO units



2000		2100	2300	2500		3000			3500	4000	5000			7000	
Verso R	Verso R	Verso S	Verso CF	Verso R	Verso CF	Verso R	Verso R	Verso S	Verso CF	Verso R	Verso R	Verso R	Verso CF	Verso R	Verso R
															
															
2159	2070	1935	1980	2807	2542	3662	2781	3915	3074	3754	5160	5355	5025	6405	6657
910	1210	1000	910	1000	2000	1150	1210	1015	1150	1150	1405	1300	1400	1505	1525
1000	527	350	905	1000	528	1150	648	555	1150	1150	1400	1300	1541	1535	1675
1485	2060	893	2000	1606	1850	2100	2160	1160	2500	2100	1900	1872	2315	2200	1980
210	280	73	250	289	340	456	289	130	500	518	600	442	680	700	765
300x400 (4x)	∅ 355 (4x)	700x200 (2x)	300x400 (4x)	700x300 (4x)	700x300 (4x)	400x500 (4x)	500x400 (4x)	600x400 (2x)	400x500 (4x)	400x500 (4x)	300x1100 (4x)	1000x500 (4x)	300x1100 (4x)	300x1200 (4x)	1200x600 (4x)
16,9	16,8	24,7 / 35,6	16,8	18,8	16,9	19,8	19,8	—	23,4	31,1	29,5	—	29,7	37,7	—
6,3	6,3	3,3	6,3	8,3	6,3	7,1	7,1	3,8	6,3	9,7	8,1	13,1	8,3	16	12,9
HE 3~400 HW 1~230	HE 3~400 HW 1~230	HE 3~400 HW 1~230	HE 3~400 HW 1~230	HE 3~400 HW 1~230	HE 3~400 HW 1~230	3~400	3~400	3~400	3~400	3~400	3~400	3~400	3~400	3~400	3~400
EC	EC	EC	EC	EC	EC	PM	PM	PM	PM	PM	EC	PM	EC	PM	PM
650	670	340	660	520	640	850	720	629	960	1830	1215	1000	1850	1170	1340
E, W, HCW, HCDX	E	E, W	E, W, HCW, HCDX	E, W	E	E, W, HCW, HCDX	E	W	E, W, HCW, HCDX	E, W, HCW, HCDX	E, W, HCW, HCDX	W	E, HCW, HCDX	E, W, HCW, HCDX	W
7,5	7,5	15 / 22,5	7,5	7,5	7,5	9	9	—	12	15	15	—	15	15	—



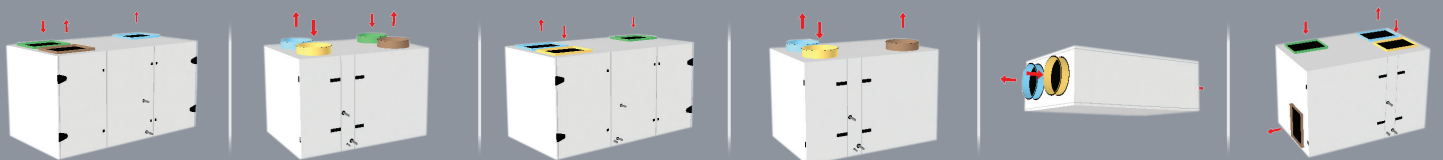


VERSO selection software

- For VERSO units with capacity from 250 to 40 000 m³/h.
- EUROVENT certificate guarantee the accuracy of the parameters.
- Detailed technical data report.
- VERSO Standard 3D models are available in the selection software.

BIM models of VERSO Standard units

- KOMFOVENT Add-in for REVIT
- MagiCAD Cloud



KOMFOVENT UAB
Lentvario str. 146, 25132 Vilnius
Lithuania
info@komfovent.com
www.komfovent.com